

3Shape TRIOS

Engage and excite your patients



3shape 

Create patient excitement with 3Shape TRIOS

3Shape TRIOS® allows you to enhance patient experience with exciting engagement tools, reduce chair-time and embrace new treatment opportunities.

TRIOS is an open and widely integrated solution that gives you unrestricted production possibilities for a vast range of dental indications and cost-saving workflows. Through a range of powerful apps and continuous software upgrades, TRIOS ensures that your practice stays ahead as your business grows stronger.

Why 3Shape TRIOS?

Give a great treatment experience

Excite patients by bringing digital impressions and treatments to life

Get more open options






Choose lab or in-house production, with access to an unrivalled ecosystem

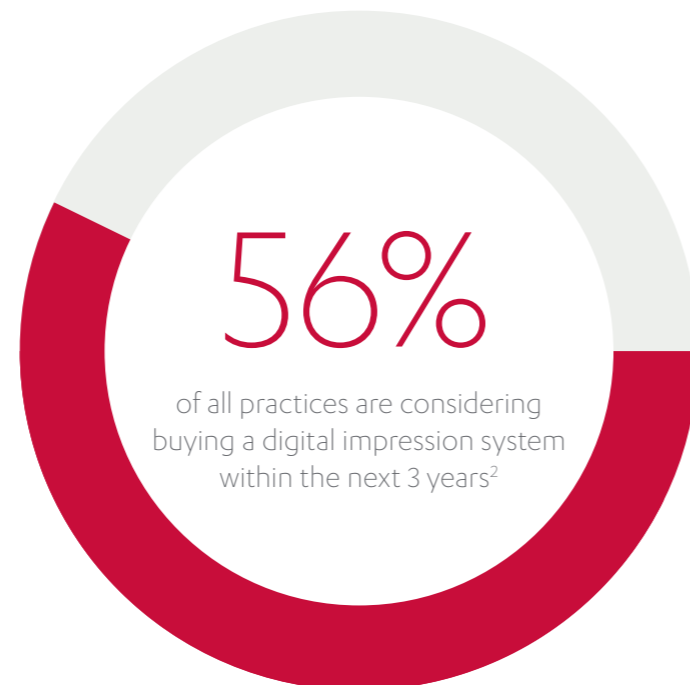
Grow your practice

Advance case acceptance, expand your offer and boost profitability




5 ways digital impressions will boost your business¹

-  Improve patient experience
-  Get digital accuracy and limit manual errors
-  Enjoy easy impression taking and reduce retakes
-  Save time and see more patients
-  Save on impression materials and shipping costs



Give a great treatment experience with superior scanning technology

3Shape TRIOS® excellence is recognized by multiple leading industry honors, including five consecutive Cellerant Best of Class Technology Awards.



Enhance comfort with wireless innovation

TRIOS is the world's first intraoral scanner to offer a wireless option. 3Shape TRIOS 3 Wireless gives you the freedom to perform digital scans unrestricted by wires, optimizing comfort for both you and your patients.

Improve patient care with remarkable scan speed and documented accuracy

TRIOS scans are up to twice as fast as conventional impressions⁴, and deliver high accuracy on single units, quads and full arch, as documented by multiple comparative university studies.⁵⁻⁸

Engage patients with realistic colors and shade measurement

Create high-quality digital impressions in lifelike colors and apply reliable shade measurement to evaluate treatment and activate dialogue with patients.

Perfect your restorations with 3Shape TRIOS Patient Specific Motion*

Accurately capture your patient's bite automatically in real-time, while you scan, and use TRIOS Patient Specific Motion to record a series of different bite positions, highlight occlusal contacts and get a better understanding about case possibilities.

"TRIOS 3 Wireless is a breakthrough in scanning technology. It's easier for doctors and assistants to use, and much more comfortable for patients. In our practice, we all love it... doctors, staff and patients!"

Dr. Jonathan L. Ferencz
New York, USA

"Patient Specific Motion will completely change the way occlusion and function are managed."

Dr. Nelson Silva
Minas Gerais, Brazil

Give a great treatment experience

Excite patients and advance case acceptance

The new 3Shape TRIOS® MOVE is the ultimate patient/dentist communication tool.

Show patients their digital scans and dynamic treatment information close-up, and create greater opportunities for treatment dialogue and joint decision-making.

The ergonomic and lightweight design of TRIOS MOVE allows you to always position the screen in the right place, and enjoy superior user experience.



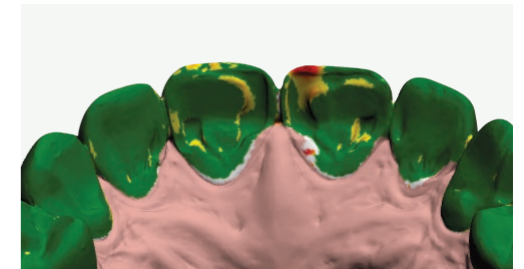
“Seeing is believing. Showing patients realistic esthetic improvements with TRIOS Smile Design gets them instantly excited, and helps grow my business.”

Dr. Alan J. Jurim
New York, USA

Use 3Shape TRIOS apps to give your patients insights into their dental health and proposed treatment plans.

Provide better preventative care with 3Shape TRIOS Patient Monitoring*

Compare a patient’s scans between visits to monitor changes in their dental status, and identify a timely and effective care plan. Share the insights with your patient to gain acceptance for the treatment they really need.



Show patients their future smile with 3Shape TRIOS Smile Design

Simply take a photo of your patient’s face, and easily create their new beautiful teeth in minutes. Share the photo-realistic image with your patient to excite them and advance treatment acceptance.



Grow orthodontic treatments with 3Shape TRIOS Treatment Simulator*

Scan your patient and show their present dentition compared to the final results of orthodontic treatment to gain case approval.



Join the MOVEment

Find out more about TRIOS MOVE at www.3shape.com/jointhemovement

Get more open options One solution for **send-to-lab**

Send-to-lab

3Shape TRIOS® allows you to seamlessly connect to thousands of TRIOS Ready labs and treatment providers offering a full range of indications, materials and expertise. Easily interact with your lab using 3Shape Communicate on your mobile device or web browser.

Crowns, bridges, veneers, inlays and onlays



Full and partial dentures
Exclusive to TRIOS



Post and core
Exclusive to TRIOS



Abutments, implant bridges and bars



Sleep appliances



Clear aligners



“Going digital was easy with TRIOS. I can communicate and collaborate with my laboratory better than ever, while also benefiting from savings on model-free restorations.”

Dr. Narenderan Rajan
New Jersey, USA

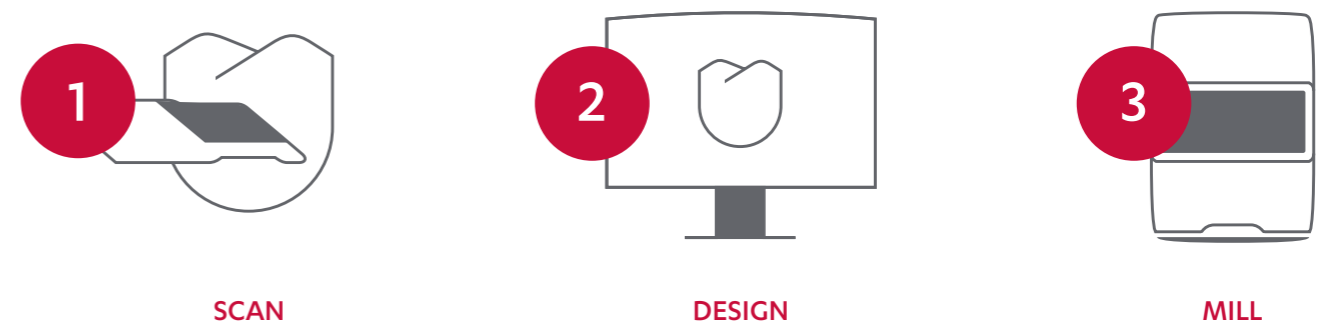
and **in-house** production

In-house

Use 3Shape TRIOS apps to expand your offering and grow your business with same-day-dentistry, implantology and orthodontics.

3Shape TRIOS Design Studio

Perform same day-dentistry in your practice, with intuitive guided workflows that simplify the design and production of crowns, inlays, bridges and veneers. TRIOS Design Studio is compatible with all leading industry mills (view the complete list at [3shape.com/designstudio](https://www.3shape.com/designstudio)).



SCAN

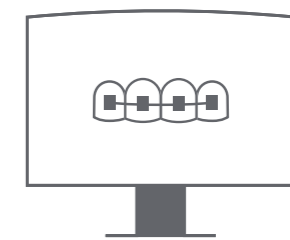
DESIGN

MILL



3Shape Implant Studio

Enhance patient experience and increase predictability by offering implant planning and surgical guides



3Shape Orthodontic Studio

Widen your range of treatment options and digital workflows

“Designing and manufacturing in-house allows me to efficiently manage case dialogue and gain greater control. Offering same-day dentistry and less invasive surgery allows me to provide great patient treatment experience.”

Dr. Simon Kold
Herning, Denmark

Get more open options

Access an unrivalled ecosystem

Empower your practice with the comprehensive and ever-expanding 3Shape TRIOS® ecosystem, continuous software upgrades and free STL export. With total integration to your preferred partners, you can secure the most cost-effective and relevant options for your practice, and gain greater opportunities for profitable success.



A fit for every practice

Configure your 3Shape TRIOS® according to your needs and budget

1. Scanner

TRIOS 3 Wireless



TRIOS 3



TRIOS 3 Mono



2. Grip

Pen



Handle



3. Setup

Pod



MOVE



Cart



About 3Shape

3Shape is changing dentistry together with dental professionals across the world by developing innovations that provide superior dental care for patients. Our portfolio of 3D scanners and CAD/CAM software solutions for the dental industry includes the multiple award-winning 3Shape TRIOS® intraoral scanner, the upcoming 3Shape X1 CBCT scanner, and market leading scanning and design software solutions for dental labs.

Two graduate students founded 3Shape in Denmark's capital in the year 2000. Today, 3Shape has over 1,200 employees serving customers in over 100 countries from an ever-growing number of 3Shape offices around the world. 3Shape's products and innovations continue to challenge traditional methods, enabling dental professionals to treat more patients more effectively.

Let's change dentistry together

References

1. Christensen GJ. Impressions are changing: Deciding on conventional, digital or digital plus in-office milling. JADA, 2009, 140(October): 1301-1304
2. Data on file: 3Shape market survey 2017
3. Joda T, Brägger U. Patient-centered outcomes comparing digital and conventional implant impression procedures: a randomized crossover trial. Clin. Oral Impl. Res., 27, 2016, e185–e189
4. Joda T, Lenherr P, Dedem P, Kovaltschuk I, Bragger U, Zitzmann NU. Time efficiency, difficulty and operator's preference comparing digital and conventional implant impressions: a randomized controlled trial. Clin. Oral Impl. Res. 00, 2016, 1-6 doi: 10.1111/clr.12982
5. Hack GD, Patzelt SBM. Evaluation of the Accuracy of Six Intraoral Scanning Devices: An in-vitro Investigation. ADA Professional Product Review, a publication of the Council on Scientific Affairs, 2015, 10(4):1-5
6. Ender A, Zimmermann M, Attin T, Mehl A. In vivo precision of conventional and digital methods for obtaining quadrant dental impressions. Clin Oral Investig. 2015 Nov 7 (Epub ahead of print)
7. Ender A, Zimmermann M, Attin T, Mehl A. In vivo precision of conventional and digital methods of obtaining complete-arch dental impressions. J Prosthet Dent. 2015 Nov 6 (Epub ahead of print)
8. A TRIOS® Standard scanner was used in the studies. Internal tests show equal or increased accuracy in the later generations of TRIOS scanners. Data on file.

* Coming soon – consult your reseller for information on release date

Contact your reseller regarding availability of 3Shape products in your region

82602516 3Shape TRIOS 2018 Broch EN 

3shape 