

CONNECT DENTAL: OPEN DIGITAL SOLUTIONS





 HENRY SCHEIN®

presents

ConnectDental™

Henry Schein New Zealand has been present in the New Zealand market for more than 50 years. In that time we have become the market leaders in providing you with the latest, and most innovative, products in dentistry. With that we were also the first Australasian dental supply company to deliver CAD/CAM systems to the local market.

We are proud to have been a pioneer and with a great team onboard we were able to develop, adapt and commercialise a full CAD/CAM solution for both dentists and dental technicians. We provide products and services that enable dental teams to work closer together, increase efficiency, and improve the quality of their restorations and patient outcomes.

Today, these technologies are no longer reserved for a specific sized practice or laboratory. There is significant change in dentistry being driven by all the benefits that can be derived from the digital workflow and delivered directly to your patients, often in one appointment.

In this context it is not surprising to see a plethora of new suppliers and new equipment enter the market. It is difficult for our customers to assess these new products in terms of reliability, connectivity and support.

Beyond the choice of products, you also expect a high level of service to ensure a solid long term investment that will continue to deliver.

Henry Schein New Zealand has addressed these needs and, building on our unique experience in CAD/CAM, we have created **Connect Dental**. This category focuses on digital solutions for general practitioners, specialists, laboratories, universities and the greater dental community.

We have brought together a selection of market leading, connected technologies, equipment and innovative materials for increasingly reliable and aesthetic restorations. This is complimented by accompanying services that are essential to you, your business and the technology you invest in.

Together, we can move from an analogue workflow to a digital one.

Dentistry is changing. Let Henry Schein guide you.

DIGITAL DENTISTRY: THE BEGINNING OF A NEW ERA



DENTAL PRACTICE

A NUMBER OF DENTISTS are planning to work with a CAD/CAM System

THEIR REASONS TO DO SO IS:



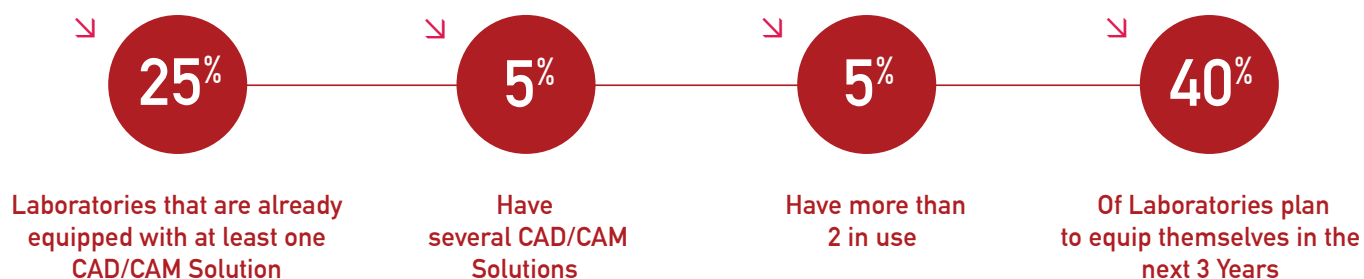
Similar reason apply for those who have already adopted CAD/CAM in their dental office:

Patient perception
Pleasure to use new technology



DENTAL LABORATORY

TODAY, DENTAL LABORATORIES ARE ALREADY WELL EQUIPPED WITH CAD/CAM



Data based on industry estimate

UNDERSTANDING THE SOLUTIONS — ConnectDental —




DDX
3shape Communicate
Open STL file format

02

01

TAKING THE DIGITAL IMPRESSION
Planmeca PlanScan
3shape TRIOS®



02

SEND THE IMPRESSION

01

TAKE THE IMPRESSION

HENRY SCHEIN
Connect
DIGITAL RESTORATIVE SOLUTIONS F

08

RECEIVE YOUR RESTORATION



08

RECEIVE YOUR RESTORATION

07

FABRICATION OF THE RESTORATION

07

FABRICATION OF THE MILLED RESTORATION

VHF CAM 4-K4, 5-S1, 5-S2
Roland DWX-50, DWX-4
Planmeca PlanMill® 40





03 LabNEXT/DDX
3shape TRIOS® Inbox


“ YOUR RESTORATIVE OPTIONS DO NOT CHANGE, YOU SIMPLY BECOME MORE PRECISE AND SAVE VALUABLE CHAIR TIME! ”



3shape Dental™
FOR PRACTICES & LABORATORIES

04

DIGITISE YOUR TRADITIONAL STONE MODEL
3shape D900, D800, D700



05

DESIGN THE RESTORATION
3shape Dental System
Planmeca PlanCAD easy®



06

CHOOSE YOUR MATERIAL
Available in: Discs, Blocks



01

TAKING THE IMPRESSION

THE ADVANTAGES OF A DIGITAL IMPRESSION

- SEE THE PATIENT'S DENTITION IN REAL TIME FOR:
- › Immediate diagnostics and verification
 - › A better preparation
 - › To see the occlusion in centric to ensure enough room for chosen restoration
 - › NO MORE IMPRESSION MATERIAL – NEVER RE-TAKE AN IMPRESSION AGAIN
 - › FASTER, MORE ACCURATE IMPRESSION INFORMATION BETWEEN THE DENTIST AND LABORATORY
 - › IMPROVED PATIENT EXPERIENCE
 - › TRACEABILITY AND ACCOUNTABILITY



PLANMECA PLANSCAN

› ULTRA-FAST INTRA-ORAL SCANNING!

- › Powder-free scanning
- › Autoclavable and changeable tip for effective infection control
- › Enhanced moisture control with anti-fogging technology
- › True dental unit integration
- › Open STL file format



PLANMECAPLANSCANCHAIR INTEGRATION

› TRUE CHAIRSIDE IMPRESSION TAKING!

- › Hands-free operation with wireless foot control
- › Plug-and-play scanner with sound guidance
- › Can be upgraded to any Planmeca dental unit
- › Can be shared between different operatories

3SHAPE TRIOS® CART

➤ DIGITAL IMPRESSION TAKING FOR YOUR PRACTICE

- › Powder free colour scanning
 - › Fast and precise
 - › Autoclavable tip with anti mist heater
- Specialist applications include:
- Orthodontics
 - Implants
 - Endodontics (post and core)

➤ 3SHAPE TRIOS CHAIR INTEGRATION

Trios is also available as a chair-mounted scanner for an esthetic and space-saving set-up.

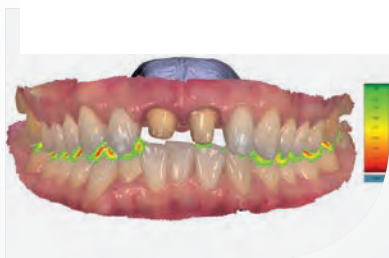


3SHAPE TRIOS® POD

➤ IMPRESSION TAKING FREEDOM!

3shape TRIOS® Pod is an alternative to the larger cart system. It offers all of the benefits of the cart with the added advantage of a small footprint and mobility where space is limited.

3shape 



➤ REALCOLOR™ SCANS

Create high quality digital impressions in lifelike colours



➤ SHADE MEASUREMENT

Measure and save teeth shades as you scan and save time



➤ HD PHOTOS

Enhance Significant details, accurately set the margin line and document your case

➤ EACH SYSTEM CAN EASILY TRANSFER FILES VIA ITS OWN ONLINE PORTAL OR OPEN STL FILE FORMAT.

› 3SHAPE COMMUNICATE ‹ › DDX ‹



SENDING THE IMPRESSION



DIGITAL COMMUNICATION

SEND YOUR DIGITAL IMPRESSION FILES

- › DDX - Digital Dental Exchange
- › 3shape communicate
- › Planmeca PlanScan open STL files



WHY MOVE

- IMPROVED COMMUNICATION BE
 - › Instant Visualisation and Verificat
 - › Exchange informat

DIGITAL OF THE

TRADITIONAL IMPRESSION

SEND TRADITIONAL IMPRESSIONS

- › Still take advantage of digital production



OR SEND TRADITIONAL

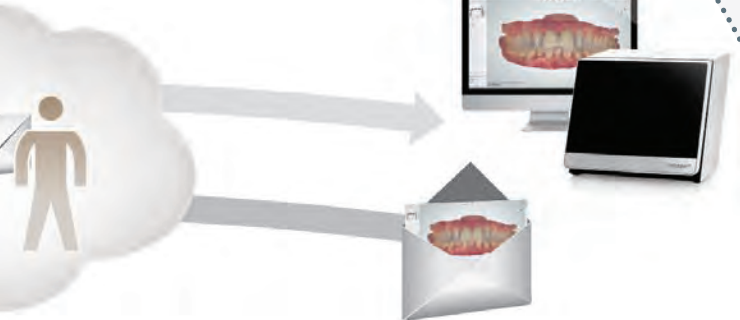
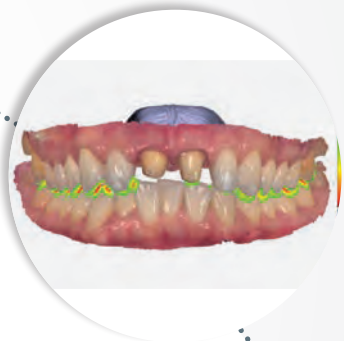
03

RECEIVING THE IMPRESSION

TO DIGITAL?

BETWEEN THE CLINICIAN AND TECHNICIAN
ation of the Digital Impression
ion in "Real Time"

COMMUNICATION
IMPRESSION



THE
IMPRESSION



DIGITAL MODEL

RECEIVE YOUR DIGITAL IMPRESSION FILES

- › DDX - Digital Dental Exchange
- › 3shape communicate
- › Planmeca PlanScan open STL files

TRADITIONAL MODEL

- › Digitise your traditional impressions or stone models



DIGITISE YOUR TRADITIONAL IMPRESSIONS OR STONE MODELS WITH A SCANNER FROM 3SHAPE

04

DIGITISING YOUR TRADITIONAL IMPRESSIONS

THE ADVANTAGES OF DIGITISING YOUR TRADITIONAL STONE MODELS

- IMPROVED VISUALISATION OF THE MODEL
- TRACE AND ARCHIVE MODELS
- ABILITY TO REFINE THE MODEL
- NO NEED TO SECTION, TRIM OR ADJUST THE MODEL
- FULL DIGITAL WORKFLOW



3SHAPE® D900 & D900L

SCAN IN COLOUR

- › 4 Cameras, 5.0 MP Camera
- › Blue LED Technology
- › Colour Texture Scanning
- › Ultra High Accuracy: 7 Microns*
- › Die Scan time = 15 sec
- › Open STL enabled



* Validated and documented in accordance with ISO 12836

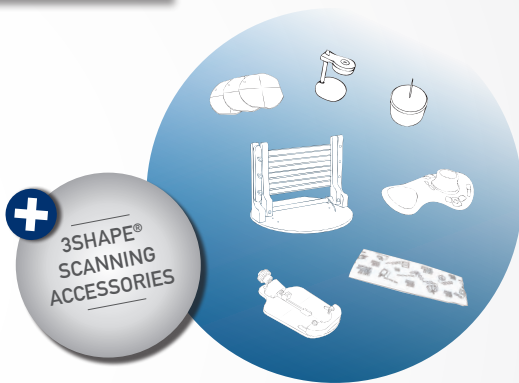


3SHAPE® D800

↳ A PROVEN SOLUTIONS FOR EACH LABORATORY

- › 2 cameras (5MP)
- › Red laser technology
- › Ultra high accuracy: 7 Microns* (D800)
- › Die scan time = 30 Sec
- › Open STL enabled

3shape 




3SHAPE® D700

↳ A PROVEN SOLUTIONS FOR EACH LABORATORY

- › 2 cameras (1MP)
- › Red laser technology
- › Ultra high accuracy: 10 Microns*
- › Die scan time = 30 Sec
- › Open STL enabled

* Validated and documented in accordance with ISO 12836



DESIGN YOUR RESTORATION WITH THESE APPLICATIONS

› 3SHAPE® DENTAL SYSTEM <

> PLANMECA PLANCAD® EASY <

DESIGN YOUR RESTORATION

THE BENEFITS OF COMPUTER AIDED DESIGN (CAD)

- › MORPHOLOGIES TAILORED TO EACH CLINICAL CASE
- › WIDE RANGE OF DESIGN OPTIONS (WAX-UP, PRE-OP DESIGN, PRE-DEFINED TOOTH LIBRARIES)
- › THE ABILITY TO REPRODUCE YOUR DESIGNS
- › PRECISION AND MICRON ACCURACY

PLANMECA PLANCAD® EASY



› EASY AND EFFICIENT DESIGN TOOL FOR PROSTHETIC WORK

- › Easy design of crowns, inlays, onlays, veneers and bridges
- › Fully automated design from an anatomic tooth library
- › Design up to 16 teeth in the same session
- › Superimposed camera view for easy marking of margins
- › User-friendly tools to modify the shape and look of the design
- › Only five steps from work description to milling
- › Part of Planmeca Romexis® software
- › Open STL file format

Our open CAD software suite, designed especially for dentists, is the perfect tool for sophisticated 3D design and planning at the dental clinic. The software is easy and fast to use and is ideal for designing prosthetic works from a single crown to bridges.



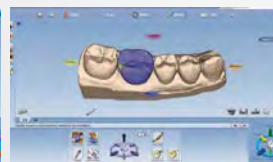
Work Description



Scan



Margin Line

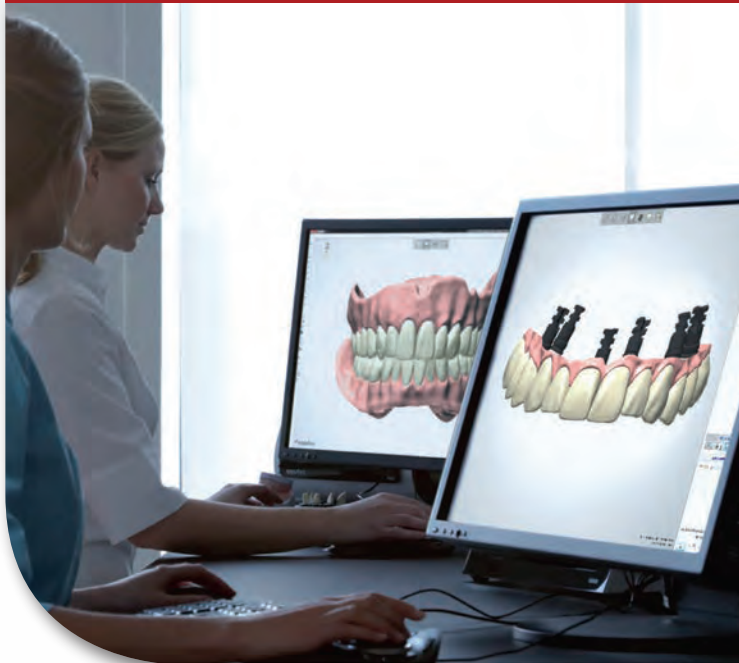


Design



Manufacturing- send to Planmeca PlanMill 40

3SHAPE® DENTAL SYSTEM



A COMPREHENSIVE AND INNOVATIVE SOFTWARE SUITE

- › Copings and bridges
- › Full anatomy design
- › Multi layer design
- › Dynamic virtual articulator
- › Inlay onlay & veneers
- › Digital temporaries
- › Post and core
- › Telescopic crowns
- › Virtual diagnostic wax-ups
- › Realview engine
- › Flexible interfaces
- › Splint designer
- › Cad blocks
- › Customised impression trays
- › Denture designer

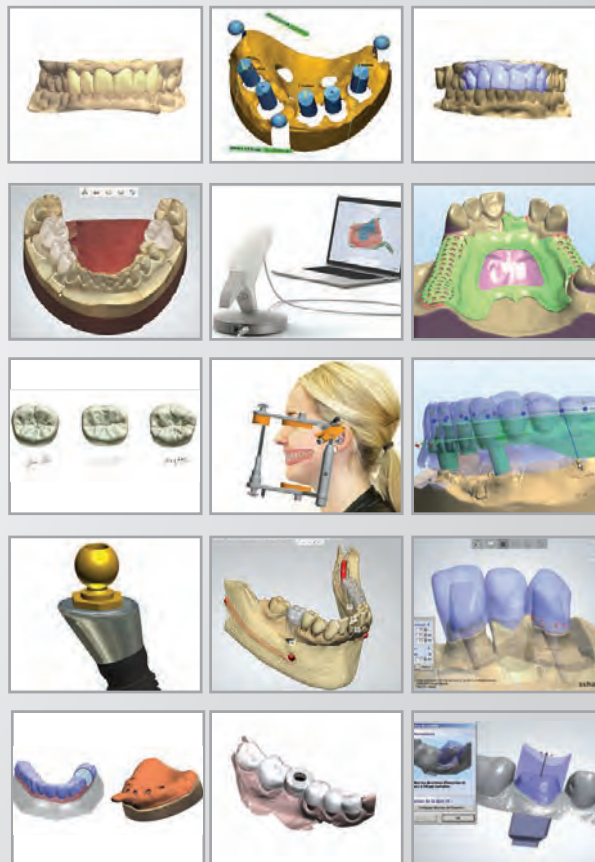
3shape 

3shape Dental System™ is known throughout the dental industry as the most powerful CAD/CAM design system in the world. Empowering technicians and dentists with automation and productivity. 3shape's CAD Design software supports familiar work-flows, provides the market's most comprehensive dental indication support and greatly enhances productivity through extensive automation.

The newest features in Dental System™ 2014 include: Auto-crown functionality for increasing productivity, new powerful user experience, easily determine the margin line using TRIOS® HD photos. New Splint Designer™ module provides new service options. Implant Studio™ for implant planning and surgical guides.

ADDITIONAL DESIGN MODELS

- › MODEL BUILDER TRIOS® <
- › MODEL BUILDER THIRD PARTY SCANNERS <
- › MODEL BUILDER STL <
- › ABUTMENT DESIGNER <
- › IMPLANT BAR & BRIDGE DESIGNER <
- › REMOVABLE PARTIAL DESIGNER <
- › IMPLANT STUDIO <
- › DENTURE DESIGNER <



 CHOOSE THE RIGHT MATERIAL FROM A WIDE RANGE OF OPTIONS



CHOOSE YOUR MATERIAL

THE BENEFITS OF CAM MATERIALS

- › PERFECTLY ADAPTED TO PROVIDE SOLUTIONS TO CLINICIANS, TECHNICIANS AND PATIENTS
- › INNOVATIVE MATERIALS FOR RELIABLE AND AESTHETIC RESTORATIONS
- › A LARGE CHOICE OF MATERIALS FOR EVERY TYPE OF RESTORATION
- › COST EFFECTIVE ALLOWING FOR A RAPID RETURN ON INVESTMENT



› ALL TYPES OF RESTORATIONS

- | | | | |
|-----------|----------------|-----------------|--------------------|
| › Inlays | › Copings | › Post and Core | › Surgical Guides |
| › Onlays | › Veneers | › Provisionals | › Night Guards |
| › Crowns | › Abutments | › Dentures | › Ortho Appliances |
| › Bridges | › Implant Bars | › Chromes | › Models |

› WIDE RANGE OF MATERIALS

FELDSPATHIC CERAMIC



VITA MARK II
 VITA TRILUXE
 VITA TRILUXE FORTE
 VITA REAL LIFE

GLASS CERAMIC



VITA SUPRINITY
 IVOCLAR IPS E MAX
 IVOCLAR IPS Empress CAD

HYBRID CERAMIC



VITA ENAMIC
 3M LAVA ULTIMATE

ZIRCONIA



ZIRLUX ST1
VITA IN CERAM
NORITAKE KATANA

TRANSLUCENT ZIRCONIA



ZIRLUX FC2
VITA IN CERAM
NORITAKE KATANA

RESIN



ZIRLUX TEMP
VITA CAD TEMP
POLIDENT
TELIO CAD

WAX



ZIRLUX WAX
VITA CAD WAXX
BERG

METAL



ZIRLUX NP
ADENTATEC T15, NE, SOFT
ZIRLUX TI



➤ FABRICATION OF YOUR RESTORATION WITH THE FOLLOWING SOLUTIONS

› PLANMECA PLANMILL® ‹ › ROLAND ‹ › VHF ‹

FABRICATION OF YOUR RESTORATION

THE ADVANTAGES OF COMPUTER AIDED MANUFACTURING (CAM)

OPTIMISE YOUR BUSINESS

Manufacturing restorations enable dental laboratories to quickly deliver quality driven results to dentists. The accurate and more aesthetic restorations can then be issued meaning more satisfied patients. Simultaneously laboratories benefit from better productivity and can also achieve more accurate and reproducible results.

VHF IMPRESSION SERIES MILLS

CAM 5-S1 & S2 Impression Series Mills

CAM 5-S1 and CAM 5-S2 are dental milling machines with five simultaneously working axes. The 5-S1 is easy to operate, comes in a compact, high-quality construction and distinguishes themselves by their more powerful and precise spindle and the automatic 16 tool changer. The 5-S2 model is equipped with a blank changer for eight blanks. Both machines are prepared for wet grinding via an additional module.



CAM 4-K4 Impression Series Mill

A compact and accurate workhorse in an extremely compact design. The uncompromisingly rigid construction ensures that you will achieve first-class results – even with extremely hard, non-precious alloys. High-class spindle and measuring units are also essential for producing perfect results. VHF relies on integrated Harmonic Drive® rotary axes. In addition to that an automatic axis measurement and compensation ensure consistent precision.




ROLAND DWX-50

RELIABLE & PRECISE

The DWX-50 5-axis dental milling machine delivers the advanced features that dental labs need at an attractive price point, all backed by Roland's proven reliability and legendary support.

- › Holds 98.5 Discs and blocks
- › 5 Axis
- › Automatic tool changer
- › Open architecture design for easy integration

DRY
MILLING



Roland®



ROLAND DWX-4

COMPACT & EFFICIENT

The DWX-4 is capable of machining a wide range of materials with remarkable precision.

- › Mills standard Cerec style blocks
- › 4 Axis
- › Automatic tool changer
- › Open architecture design for easy integration

3D PRINTING

ADVANCE TO THE THIRD DIMENSION

An innovative solution for the 3D Printing of Models, Implant Guides and resin structures for pressing and partial dentures. From a small desktop DP1200 up to the Projet 3510 MP & DP.



CONNECT DENTAL ALSO PROVIDES VALUABLE SOLUTIONS FOR
DENTAL SPECIALISTS IN IMPLANTS AND ORTHODONTICS

SPECIALIST SOLUTIONS FOR ORTHODONTISTS

THE ADVANTAGES OF DIGITAL IMPRESSIONS IN ORTHODONTICS



3Shape Orthodontics™ provides complete digital solutions for orthodontic clinics and laboratories.

3Shape's digital solutions bring together digital impressions, archiving, treatment planning and analysis, patient management, communication tools, and CAD appliance design, all in streamlined digital workflows that increase efficiency and productivity.

- > DIGITAL ARCHIVE <
- > NO MORE MODELS TO STORE <
- > IMMEDIATE CLINICAL DIAGNOSTICS <
- > BETTER PATIENT COMMUNICATION <
- > IMPROVED PATIENT EXPERIENCE <
- > TRACEABILITY AND ACCOUNTABILITY <

For Orthodontic Clinics



For Orthodontic Laboratories



SPECIALIST SOLUTIONS FOR IMPLANT SURGEONS

THE ADVANTAGES OF DIGITAL IMPRESSIONS IN IMPLANTOLOGY



↘ Add value to your referring dentists by taking the digital impression for them. Working in combination with a Laboratory you could provide the final restoration to each referral as part of your treatment service.

You can also communicate directly with the patient, referring doctor or the laboratory during the initial assessment phase.

- › RESTORATIVE 'TOP DOWN' PLANNING ‹
- › IMPLANT PLACEMENT PLANNING ‹
- › SURGICAL GUIDE DESIGN & MANUFACTURE ‹
- › ORAL SURGERY PLANNING ‹



1. Receive scan data

Receive surface scan data from TRIOS® or 3Shape labs via 3Shape Communicate™ and load the CBCT scan.



2. Place virtual crowns

Place virtual crowns to guide your implant planning for optimal esthetics and function.



3. Plan implant positions

Virtually place implants considering prosthetics, gingiva, bone density and nerve position.



4. Design surgical guide

Easily design a surgical guide based on the implant positions and surface scan.



5. Prosthetic components

Accounting for the implant positions technicians can design and produce all prosthetic components in Dental System™.



6. Perform surgery

Receive complete set of prosthetic components in one package, and perform surgery in a single visit.



SOUTHERN IMPLANT SOLUTIONS

A wide range of implants, interfaces and prosthetic components




RESTORATIVE SOLUTIONS IN ONE APPOINTMENT

WITH OPEN, SCALABLE SOLUTIONS



RESTORATIVE SOLUTIONS IN ONE APPOINTMENT

FULL CHAIRSIDE SOLUTIONS

-  **GO FROM PREPARATION TO RESTORATION IN ONE APPOINTMENT**
- › NO MESSY IMPRESSION MATERIAL OR PROVISIONALS
 - › SAVES YOU AND YOUR PATIENT VALUABLE TIME
 - › DIGITALLY ARCHIVE YOUR PATIENT DATA
 - › OPEN ARCHITECTURE TO EASILY SEND MORE COMPLEX CASES TO YOUR PREFERRED LABORATORY

E4D CART AND ROLAND MILL

↳ ENTRY LEVEL CAD/CAM SOLUTION

Combine an E4D Cart with the smallest bench top mill in the market and you have a full chairside solution that is excellent value for money.

- › Intuitive, easy to use design software
- › Produce a wide range of Crown and Bridge restorations
- › Wide variety of material to choose from
- › Full training and support from our expert team



PLANMECA PLANSCAN & ROLAND MILL

↳ THE LATEST SCANNING TECHNOLOGY WITH THE SMALLEST FOOTPRINT!

Enjoy the latest in Blue Laser digital intra oral scanning technology with the most intuitive software on the market and the flexibility and precision of the Roland Mill.

- › Easy to use intuitive design software
- › Produce a wide range of Crown and Bridge restorations
- › Wide variety of material to choose from
- › Full training and support from our expert team
- › Open STL file format





PLANMECA PLANSCAN & PLANMILL

ULTRA-FAST INTRAORAL SCANNING TO HIGH-PRECISION CHAIRSIDE MILLING

A full range of open CAD/CAM solutions for dentists. Our cutting-edge digital solutions include all the necessary tools for a completely integrated and digital workflow. The open interfaces between devices and software allow you to choose either the entire workflow solution or only certain parts, according to your needs.

- › Autoclavable and changeable tips
- › Tips available in different sizes
- › Accurate results from a single indication to the full arch
- › Open STL file format
- › True dental unit integration
- › Fully automated design from an anatomical tooth library
- › Part of Planmeca Romexis® software
- › Automatic tool changer
- › For blocks up to 60mm in length

PLANMECA

3SHAPE TRIOS WITH THE FOLLOWING MILLS

REALISE COMPLETE DIGITAL WORKFLOWS WITH LIMITLESS POSSIBILITIES

Add a mill for milling complex restorations including implant abutment bridges whilst future proofing your business.

- › RealColour Scans
- › Shade Measurement
- › HD Photos
- › Complete digital solution
- › Broadest range of indications
- › The most sophisticated software on the market
- › Wide variety of material to choose from



3shape



+

ROLAND DWX4*

- › Smallest footprint



+

ROLAND DWX50*

- › 5 Axis Milling - dry




+

VHF CAM-K4,S1,S2*

- › 5 Axis Wet & Dry Milling



* See page 14 & 15 for more information



STAY CONNECTED TO YOUR DENTAL LABORATORY THROUGH HENRY SCHEIN CONNECT DENTAL OPEN SOLUTIONS

WHY CHOOSE HENRY

AT ALL STAGES OF YOUR DIGITAL PROJECT HENRY SCHEIN NEW ZEALAND WILL ACCOMPANY YOU. HENRY SCHEIN NEW ZEALAND IS COMMITTED TO PROVIDING YOU WITH DIGITAL SUPPORT EVERY STEP OF THE WAY.

ADVICE & DEMONSTRATION

DIGITAL CAD/CAM SPECIALISTS

To support you in choosing a solution tailored to your specific digital needs.

TBA

HI-TECH EQUIP SPECIALIST



CLIVE DAVEY

021 831 195

LAB BUSINESS DEVELOPMENT



KEVIN SHALLCROSS

021 996 892

LAB BUSINESS DEVELOPMENT



EDUCATION



OUR DIGITAL SPECIALISTS WOULD BE DELIGHTED TO EDUCATE YOU.

You can find introductory and advanced courses on all aspects of digital dentistry in each Henry Schein New Zealand office.

Henry Schein New Zealand also attend at all major trade shows and exhibitions both in New Zealand and the rest of world under the Connect Dental banner.

SCHEIN ConnectDental™

TECHNICAL SERVICE & SUPPORT

ADVICE & DEMONSTRATION

Our specialist CAD/CAM support team is at your disposal and offers immediate diagnosis and help with materials and software application as well as hardware support.

GRAHAM LONG
021 711 839



MARTIN WAGNER



CHRISTO KOVACHEV
021 770 541



RENE NAVARRO
021 246 0482



CONTACT YOUR LOCAL SUPPORT TEAM FOR MORE INFORMATION PH: 0800 000 412

A FULL RANGE OF TRAINING EVENTS ARE AVAILABLE EXCLUSIVELY THROUGH HENRY SCHEIN DENTAL



Conferences, symposiums, advanced courses and demonstrations...

SUGGESTED LEARNING OPPORTUNITIES FOR YOU

01

Attend quality conferences to develop your knowledge.

02

Try various systems from impressions to the fabrication of restorations.

03

Benefit from the experience of existing users of digital dentistry.

04

Exchange of information with colleagues and partners from around New Zealand.

 HENRY SCHEIN®
ConnectDental™
DIGITAL RESTORATIVE SOLUTIONS FOR PRACTICES & LABORATORIES



0800 808 855
www.henryschein.co.nz

Rely on Us